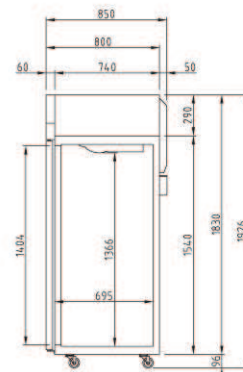




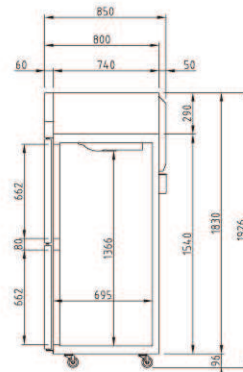
KR25-1
KF25-1

KR25-2
KF25-2

KR45-2
KF45-2



SIDE VIEW
(Solid Door)

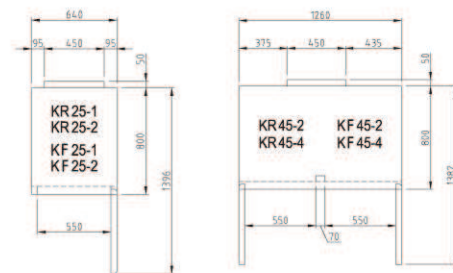


SIDE VIEW
(Half Solid Door)

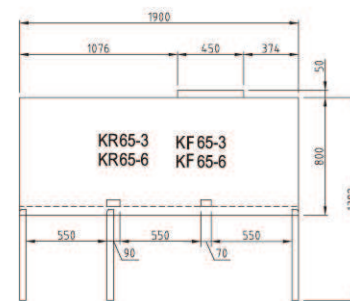


KR45-4
KF45-4

KR65-3
KF65-3



KR65-6
KF65-6



Top Mount Refrigerator

Model	KR25-1	KR25-2	KR45-2	KR45-4	KR65-3	KR65-6
Classification	Refrigerator					
Cabinet dimensions(W*D*H,mm)	640×800×1926	640×800×1926	1260×800×1926	1260×800×1926	1900×800×1926	1900×800×1926
Capacity(Liters)	574	572	1215	1210	1876	1868
Inner Temperature	1°C~8°C					
Doors	1	2	2	4	3	6
# of shelves	3	3	6	6	9	9
Refrigerant	R-134a	R-134a	R-134a	R-134a	R-134a	R-134a
Compressor (Hp)	1/4	1/4	1/3	1/3	3/4	3/4
Cooling Type	Fan cooling type					
Insulation Type	Polyurethane / Cyclopentane + CFC Free					
Temperature control type	Digital					
Amps(A)	2.8	2.8	3.5	3.5	6	6
Voltage (V/Hz/Ph)	220/50/1					
Power (W)	314	314	366	366	732	732
Weight (Kg)	77	77	142	142	167	167

Top Mount Freezer

Model	KF25-1	KF25-2	KF45-2	KF45-4	KF65-3	KF65-6
Classification	Freezer					
Cabinet dimensions(W*D*H,mm)	640×800×1926	640×800×1926	1260×800×1926	1260×800×1926	1900×800×1926	1900×800×1926
Capacity(Liters)	574	572	1215	1210	1876	1868
Inner Temperature	-21°C~-12°C					
Doors	1	2	2	4	3	6
# of shelves	3	3	6	6	9	9
Refrigerant	R-404a	R-404a	R-404a	R-404a	R-404a	R-404a
Compressor (Hp)	2/3	2/3	1	1	3/4X2	3/4X2
Cooling Type	Fan cooling type					
Insulation Type	Polyurethane / Cyclopentane + CFC Free					
Temperature control type	Digital					
Amps(A)	3.5	3.5	5.3	5.3	8.5	8.5
Voltage (V/Hz/Ph)	220/50/1					
Power (W)	496	496	774	774	1346	1346
Weight (Kg)	80	80	142	142	167	167