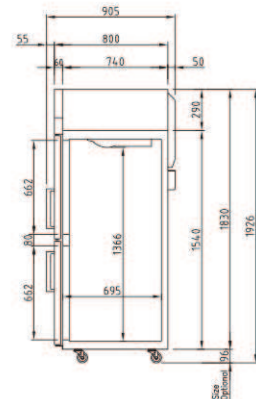




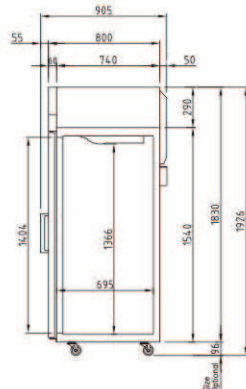
KF25-1G



KF25-2G



SIDE VIEW  
(Half Glass Door)



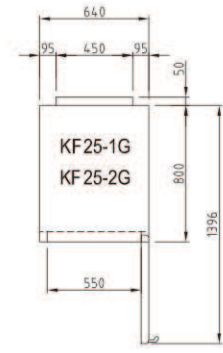
SIDE VIEW  
(Glass Door)



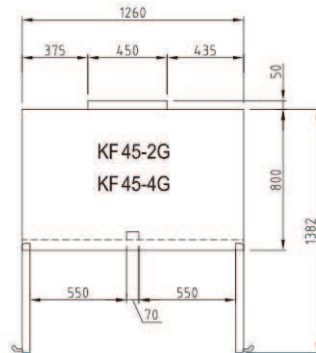
KF45-2G



KF45-4G



KF25-1G  
KF25-2G



KF45-2G  
KF45-4G

# Top Mount Freezer Glass Door

Model	KF25-1G	KF25-2G	KF45-2G	KF45-4G
Classification	Freezer			
Cabinet dimensions(W*D*H,mm)	640×800×1926	640×800×1926	1260×800×1926	1260×800×1926
Capacity(Liters)	574	572	1215	1210
Inner Temperature	-21°C~ -12°C			
Doors	1	2	2	4
# of shelves	3	3	6	6
Refrigerant	R-404a	R-404a	R-404a	R-404a
Compressor (Hp)	6/7	6/7	2/3x2	2/3x2
Cooling Type	Fan cooling type			
Insulation Type	Polyurethane / Cyclopentane + CFC Free			
Temperature control type	Digital			
Amps(A)	4.5	4.5	8	8
Voltage (V/Hz/Ph)	220/50/1			
Power (W)	660	660	976	976
Weight (Kg)	95	95	170	170

REFRIGERATOR MANUFACTURER  
**Turbo air**

