

SERENE SERIES

SKOPE[®]
Refrigeration

SKOPE Standard Range

Display / Compact

Energy efficient glass door chillers and freezer with great features to suit everyday needs at a low cost.

Warranty

1 year warranty



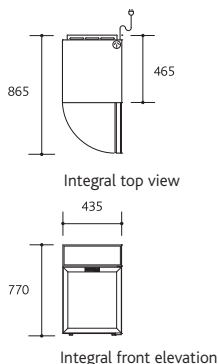
AUS 1800 121 535 www.skope.com.au / NZ 0800 947 5673 www.skope.co.nz

Specifications

Serene Series

Display / Compact

SKOPE[®]
Refrigeration

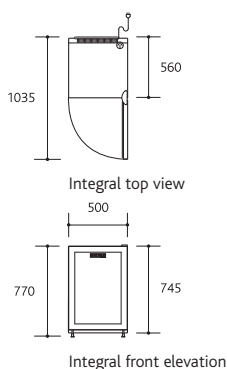


HB50 - GLASS DOORS

Model	Weight (kg)	Integral/Remote	Chiller/Freezer	Gross Volume 50 litres
HB50	37	Integral	Chiller	
	External (mm)	Internal (mm)		Floor Area 0.22m ²
Height*	770	480/350**		
Width	435	355		
Depth	465	295/255**		

- MEPS compliant ***
- 3 white plastic coated shelves (w335mm x d280mm) as standard
- NB: Top shelf is 225mm deep

HB50
1 DOOR

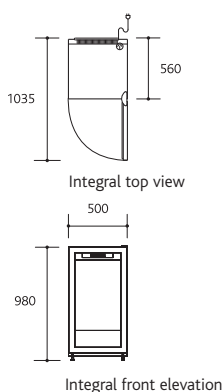


HB80 - GLASS DOORS

Model	Weight (kg)	Integral/Remote	Chiller/Freezer	Gross Volume 80 litres
HB80	38	Integral	Chiller	
	External (mm)	Internal (mm)		Floor Area 0.28m ²
Height*	770	630/420**		
Width	500	410		
Depth	560	40/250**		

- MEPS compliant ***
- 2 white plastic coated shelves (w405mm x d360mm) as standard

HB80
1 DOOR

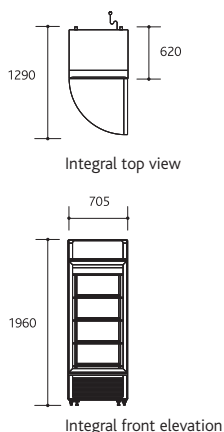


HB110 - GLASS DOORS

Model	Weight (kg)	Integral/Remote	Chiller/Freezer	Gross Volume 110 litres
HB110	41	Integral	Chiller	
	External (mm)	Internal (mm)		Total Shelf Area 0.28m ²
Height*	980	830/620**		
Width	500	410		Floor Area 0.28m ²
Depth	560	400/250**		

- MEPS compliant ***
- 3 white plastic coated shelves (w405mm x d360mm) as standard

HB110
1 DOOR



SV400 - GLASS DOORS

Model	Weight (kg)	Integral/Remote	Chiller/Freezer	Gross Volume 350 litres
SV400	99	Integral	Chiller	
	External (mm)	Internal (mm)		Floor Area 0.44m ²
Height*	1960	1190		
Width	705	615		
Depth	620	475		

- MEPS compliant ***
- 4 white plastic coated shelves (w600mm x d430mm) as standard

SV400
1 DOOR

* Height includes legs ** Largest and smallest parts of cabinet

***MEPS compliant, compare ratings as http://reg.energysrating.gov.au/comparator/product_types/37/search/